


## 1. Kit Contents

- 1x Crystalfontz CFA800480E3-050SN **display module**
- 1x Crystalfontz CFA10098 **Breakout board**
- 1x Seeed Studio's **Seeeduino** development board (pre-programmed)
- 1x Crystalfontz WRFFCY50 **flat flex cable**
- 9x Crystalfontz individual WRJMPY40 female-female **jumper cables**
- Also required: A **5v power supply** (such as your computer) and **USB cable** (such as WRUSB27)

## 2. Quick Start

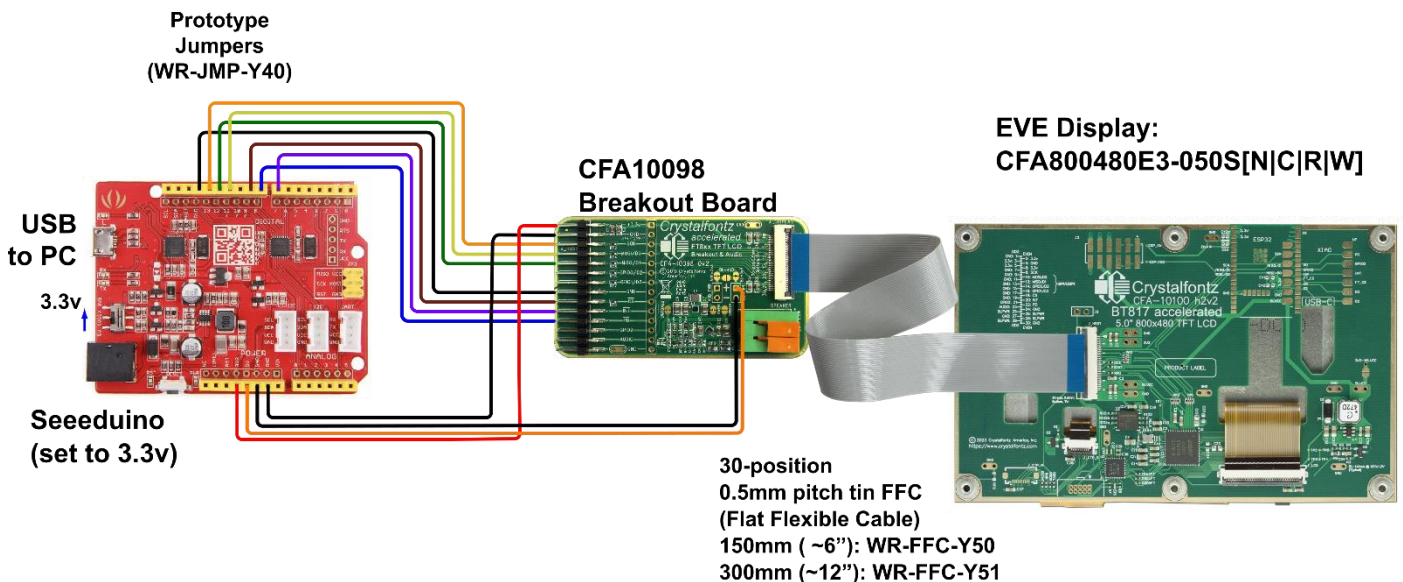
### Step 1 -

Connect the **display module** to the **Breakout board** using the **flat flex cable**, as shown below. The blue cable end is faced upwards on both the display and breakout board.



### Step 2 -

The **Seeeduino** is supplied pre-connected to the **Breakout board** using jumper cables. If any of the cables have accidentally become disconnected, reconnect as per the following diagram.






# CrystalFontz

## CFA800480E3-050SN-KIT - Quick Start Guide

### Step 3 -

Make sure the voltage selection switch on the **Seeeduino** is set at 3.3V.



### Step 4 -

Ensure the boards are physically separated to avoid short circuits.

Connect the **Seeeduino** to a 5V power supply using the included USB cable.

The 5V power supply can be a computer, bench supply, a plug-pack style power supply, or similar.

### Step 5 -

The display should now be lit, and displaying a demonstration program.

## 3. Further Information

See the CrystalFontz website for further information including full product datasheets and programming examples:

<https://www.crystalfontz.com/product/cfa800480e3050snkit>

We're here to help! Email your questions to [support@crystalfontz.com](mailto:support@crystalfontz.com) or post at [forum.crystalfontz.com](http://forum.crystalfontz.com)

We'd love to hear about your project! Tag us on Facebook, Instagram, LinkedIn, Twitter, or YouTube, or send us a link to your project on the web!

### CrystalFontz America, Inc.

12412 East Saltese Avenue  
Spokane Valley, WA 99216-0357  
Phone: 888-206-9720  
Fax: 509-892-1203

Email: [support@crystalfontz.com](mailto:support@crystalfontz.com)

URL: [www.crystalfontz.com](http://www.crystalfontz.com)